



# Electric & General Investment Fund

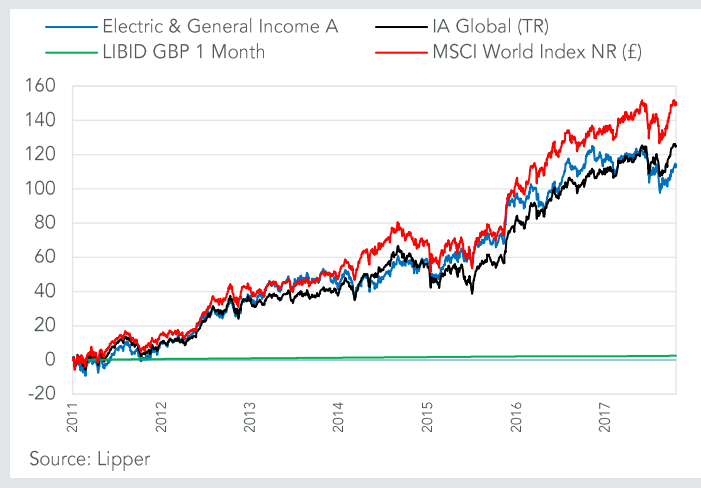
31 May 2018

[www.electricandgeneral.com](http://www.electricandgeneral.com)

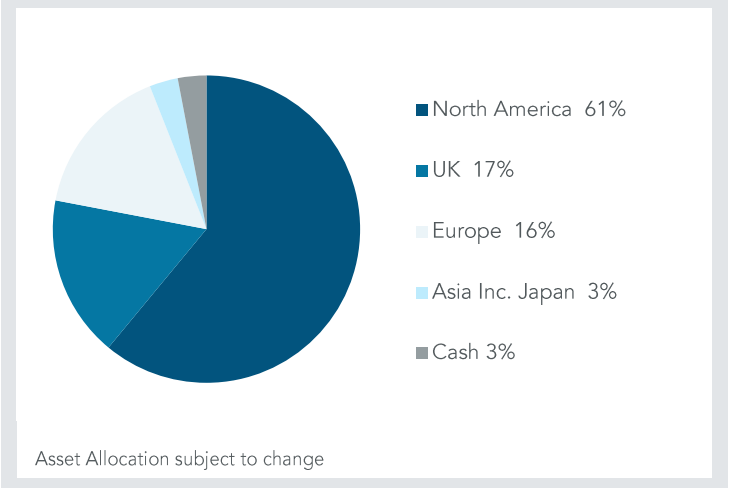
The investment objective of the Electric & General Investment Fund is to seek to achieve long-term capital growth with some potential for income. The investment policy is to invest principally in global equities, it may also invest in other transferable securities, bonds, collective investment schemes, warrants, money market instruments, cash, near cash and deposits. There is no limit to which the company can be invested in each sector or asset type, nor is there any particular geographic focus.

<b>Prices</b>	<b>Net Yield</b>
<b>188.60p</b>	<b>1.5%</b>
<b>Fund Size</b>	
<b>£91,790,360</b>	

## Percentage Growth from 12/08/2011 to 31/05/2018



## Asset Allocation



Total Return to 31 May 2018	12/08/11 Since Launch	01/07/15 Since Troy Appt	31/05/13 5 years	31/05/15 3 years	31/05/17 1 year	30/11/17 6 months
<b>Electric &amp; General Income A</b>	+114.0%	+39.7%	+61.8%	+35.4%	-3.2%	-1.3%
<b>LIBID* (1 month GBP)</b>	+2.5%	+0.8%	+1.6%	+0.8%	+0.3%	+0.2%
<b>IA Global (TR)</b>	+125.2%	+45.4%	+68.1%	+38.6%	+8.7%	+4.2%
<b>MSCI World Index NR (£)</b>	+149.2%	+49.0%	+78.6%	+43.1%	+8.2%	+3.6%

Discrete Calendar Annual Returns	2012	2013	2014	2015	2016	2017	2018 YTD
<b>Electric &amp; General Income A</b>	+18.7%	+25.4%	-0.7%	+13.7%	+20.5%	+11.3%	-2.9%

\*London Inter-bank Bid Rate

**Past performance is not a guide to future performance**

Source: Lipper

## May Commentary

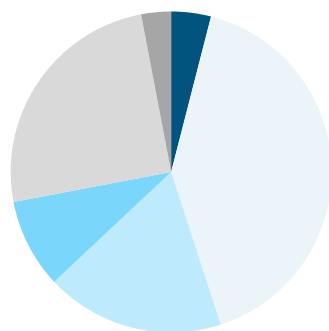
Your Fund returned +3.7% during the month compared to +4.2% for the MSCI World Index NR (£).

Experian was one of the Fund's better performers in the month, rising in response to strong financial results. The company is the world's leading credit bureau, gathering data on over one billion people and businesses. Through the intelligent analysis and application of this data, Experian creates tools for lenders, marketers and utility providers upon which they make their business decisions. Experian's strategic priorities

were refocused in 2014 with a new management team putting technology at the core of the company's plans. This has allowed Experian to capture the growth of a financial services industry migrating online. As the world digitises, more and more services are transacted on the internet, including mortgages, car loans, student loans and rental payments, all of which are underpinned by the exchange of accurate data. The potential uses for Experian's valuable datasets have broadened by industry and region, and emerging markets present a substantial opportunity, led by

Experian's dominant position in Brazil. The company is consistently profitable with operating profit margins above 22% and it produces strong cash conversion despite ongoing investments in technology and people. The company has retired over 10% of its shares in issue since 2010 and grown the dividend consistently. The stock has re-rated and no longer represents a bargain at 24.5x forward earnings, but given the improvement we observe in Experian's business model, the company remains a core holding for the Fund.

## Asset Allocation by Sector



- Industrials 4%
- Consumer Staples 41%
- Healthcare 18%
- Financials 9%
- Information Technology 25%
- Cash 3%

Asset Allocation subject to change

Risk analysis since launch (12/08/11)	Fund	IA Global (TR)	Index*
Total Return	+114.0%	+125.2%	+149.2%
Max Drawdown <sup>1</sup>	-12.3%	-16.9%	-16.2%
Best Month	+8.7%	+7.9%	+7.7%
Worst Month	-7.1%	-5.2%	-5.3%
Positive Months	+61.7%	+65.4%	+69.1%
Annualised Volatility	+11.8%	+10.2%	+9.6%

1. Measures the worst investment period

\*MSCI World Index NR (£)

Source: Lipper

Top 10 holdings	% Fund
Microsoft	6.1
American Express	4.9
Unilever	4.4
PayPal	4.2
Roche Holdings	4.1
Alphabet	4.0
Philip Morris	4.0
Medtronic	4.0
Novartis	4.0
Nestlé	3.8
<b>Total Top 10</b>	<b>43.5</b>
21 other holdings	53.6
Cash & Equivalent	2.9
<b>TOTAL</b>	<b>100.0</b>

Holdings subject to change

## Fund information

A copy of the latest Prospectus upon which you should base your investment decision is available from Carvetian Capital Management Limited, the Company's Authorised Corporate Director on 0845 850 0255 or by emailing [carvetian@yealand.com](mailto:carvetian@yealand.com).

<b>Structure</b> UCITS	<b>Ongoing Charges</b> Income shares 1.12%	<b>Dealing</b> Daily Tel: 0845 850 0255
<b>Investment Adviser</b> Troy Asset Management Limited 33 Davies Street London W1K 4BP  Tel: 020 7499 4030 Fax: 020 7491 2445 email: busdev@taml.co.uk	<b>Dividend Ex Dates</b> 2 January (interim), 1 July (final)	<b>Registrar</b> Yealand Administration Limited
<b>Fund Manager</b> Gabrielle Boyle	<b>Dividend Pay Dates</b> End February (interim), end August (final)	<b>Auditor</b> Shipleys LLP <b>Depository</b> National Westminster Bank plc
<b>Currency</b> £ Sterling	<b>Net Yield (historic)</b> 1.54%	<b>SEDOL</b> B52CBS3
<b>Initial Fee</b> Nil	<b>Authorised Corporate Director</b> Carvetian Capital Management Limited Stuart House St John's Street Peterborough PE1 5DD Tel: 0845 850 0255 <a href="http://www.carvetian.com">www.carvetian.com</a>	<b>Pricing</b> Available at <a href="http://www.electricandgeneral.com">www.electricandgeneral.com</a> and <a href="http://www.yealand.com">www.yealand.com</a>
<b>Launch Date</b> 12 August 2011		

### Important Information

Fund performance data provided is calculated net of fees unless stated otherwise. Past performance is not a guide to future performance. All references to benchmarks are for comparative purposes only. Overseas investments may be affected by movements in currency exchange rates. The value of an investment and any income from it may fall as well as rise and investors may get back less than they invested. Neither the views nor the information contained within this document constitute investment advice or an offer to invest or to provide discretionary investment management services and should not be used as the basis of any investment decision. Any decision to invest should be based on information contained in the prospectus, the relevant key investor information document and the latest report and accounts. The investment policy and process of the fund(s) may not be suitable for all investors. If you are in any doubt about whether the fund(s) is/are suitable for you, please contact a professional adviser. References to specific securities are included for the purposes of illustration only and should not be construed as a recommendation to buy or sell these securities. Although Troy Asset Management Limited considers the information included in this document to be reliable, no warranty is given as to its accuracy or completeness. The opinions expressed are expressed at the date of this document and, whilst the opinions stated are honestly held, they are not guarantees and should not be relied upon and may be subject to change without notice. Third party data is provided without warranty or liability and may belong to a third party. Issued by Troy Asset Management Limited, 33 Davies Street, London W1K 4BP (registered in England & Wales No. 3930846). Registered office: Hill House, 1 Little New Street, London EC4A 3TR. Authorised and regulated by the Financial Conduct Authority (FRN: 195764). The fund is not registered for distribution to the public in any country other than the UK.

Copyright Troy Asset Management Ltd 2018