



Electric & General Investment Fund

31 March 2018

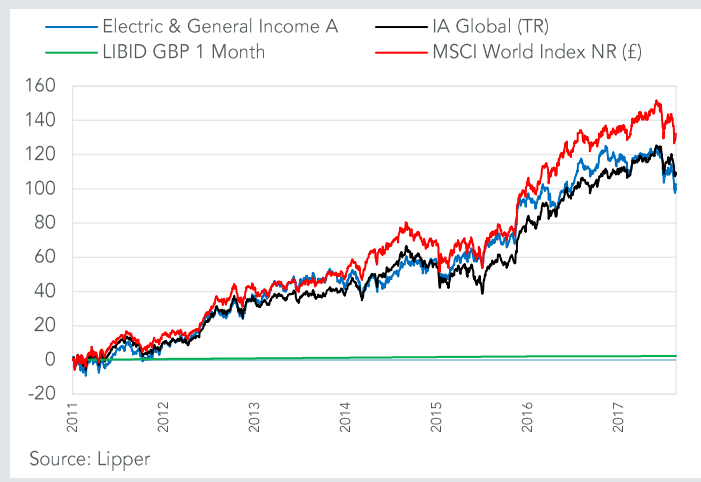
www.electricandgeneral.com

The investment objective of the Electric & General Investment Fund is to seek to achieve long-term capital growth with some potential for income. The investment policy is to invest principally in global equities, it may also invest in other transferable securities, bonds, collective investment schemes, warrants, money market instruments, cash, near cash and deposits. There is no limit to which the company can be invested in each sector or asset type, nor is there any particular geographic focus.

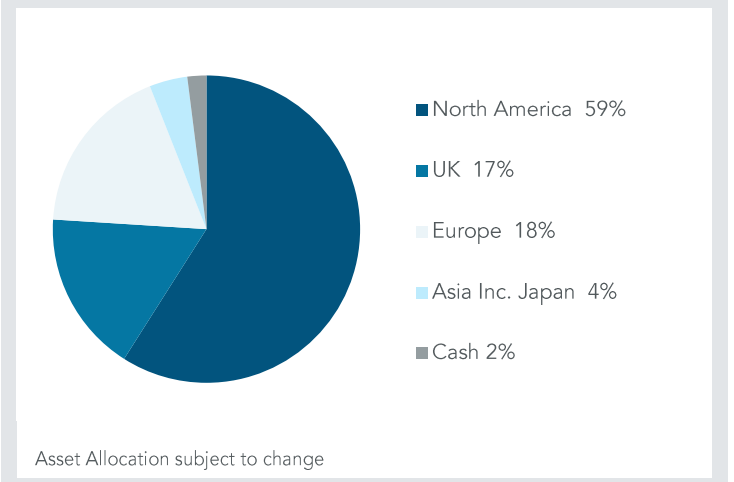
Prices	Net Yield
178.70p	1.6%

Fund Size
£91,758,807

Percentage Growth from 12/08/2011 to 31/03/2018



Asset Allocation



Total Return to 31 March 2018	12/08/11 Since Launch	01/07/15 Since Troy Appt	31/03/13 5 years	31/03/15 3 years	31/03/17 1 year	30/09/17 6 months
Electric & General Income A	+102.8%	+32.4%	+60.7%	+30.0%	-4.6%	-3.9%
LIBID* (1 month GBP)	+2.4%	+0.7%	+1.6%	+0.8%	+0.2%	+0.2%
IA Global (TR)	+109.3%	+35.1%	+62.0%	+29.7%	+2.8%	-0.2%
MSCI World Index NR (£)	+132.2%	+38.9%	+72.0%	+33.2%	+1.3%	-0.4%

Discrete Calendar Annual Returns	2012	2013	2014	2015	2016	2017	2018 YTD
Electric & General Income A	+18.7%	+25.4%	-0.7%	+13.7%	+20.5%	+11.3%	-8.0%

*London Inter-bank Bid Rate

Past performance is not a guide to future performance

Source: Lipper

March Commentary

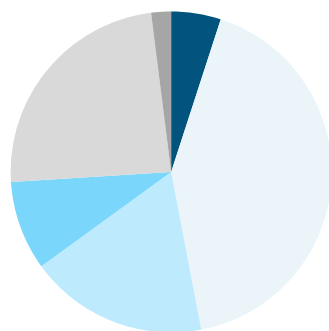
Your Fund returned -3.8% during the month compared to -3.9% for the MSCI World Index NR (£).

The Fund has initiated a new holding in L'Oréal, the world's largest beauty company. L'Oréal is one of the more exceptional companies in our investment universe and encapsulates many of the attributes we seek in our investments. Founded in 1909, with a long-term shareholder in the Bettencourt Meyers family, L'Oréal is a global company devoted purely to beauty categories (cosmetics, skin care

and hair care). The company combines the attributes of scale with a nimble and entrepreneurial organisation that has diversity across regions, brands and product areas. Revenues have grown by between 3% and 5% over the past 20 years and future growth is underpinned by strong product innovation and increased consumer spending in developing countries. Growth is sustained by a consistent approach to investment. L'Oréal spends 3% of sales every year on R&D, ahead of its peers by some way, and the company is the biggest advertiser in the world. It also

regularly acquires small and upcoming brands that it can take internationally. E-commerce represents 8% of revenues, up +34% in 2017, and sales are growing in emerging markets at double-digit rates. Operating margins are 17%, and expanding, and returns on equity and capital are in the high teens. L'Oréal's shares, like its premium products, do not come at a bargain price, but adjusting for net cash and the 9% stake in French pharmaceutical company Sanofi, the shares trade at a small premium to global peers.

Asset Allocation by Sector



- Industrials 5%
- Consumer Staples 42%
- Healthcare 18%
- Financials 9%
- Information Technology 24%
- Cash 2%

Asset Allocation subject to change

Risk analysis since launch (12/08/11)	Fund	IA Global (TR)	Index*
Total Return	+102.8	+109.3%	+132.2%
Max Drawdown ¹	-12.3%	-16.9%	-16.2%
Best Month	+8.7%	+7.9%	+7.7%
Worst Month	-7.1%	-5.2%	-5.3%
Positive Months	+60.8%	+64.6%	+68.4%
Annualised Volatility	+11.9%	+10.2%	+9.6%

1. Measures the worst investment period

*MSCI World Index NR (£)

Source: Lipper

Top 10 holdings	% Fund
Microsoft	5.9
Philip Morris	4.7
American Express	4.6
Novartis	4.4
Unilever	4.2
Roche Holdings	4.2
British American Tobacco	4.0
Nestlé	3.9
Becton Dickinson	3.8
PayPal	3.7
Total Top 10	43.4
22 other holdings	54.6
Cash & Equivalent	2.0
TOTAL	100.0

Holdings subject to change

Fund information

A copy of the latest Prospectus upon which you should base your investment decision is available from Carvetian Capital Management Limited, the Company's Authorised Corporate Director on 0845 850 0255 or by emailing carvetian@yealand.com.

Structure UCITS	Ongoing Charges Income shares 1.12%	Dealing Daily Tel: 0845 850 0255
Investment Adviser Troy Asset Management Limited 33 Davies Street London W1K 4BP Tel: 020 7499 4030 Fax: 020 7491 2445 email: busdev@taml.co.uk	Dividend Ex Dates 2 January (interim), 1 July (final)	Registrar Yealand Administration Limited
Fund Manager Gabrielle Boyle	Dividend Pay Dates End February (interim), end August (final)	Auditor Shipleys LLP Depository National Westminster Bank plc
Currency £ Sterling	Net Yield (historic) 1.62%	SEDOL B52CBS3
Initial Fee Nil	Authorised Corporate Director Carvetian Capital Management Limited Stuart House St John's Street Peterborough PE1 5DD Tel: 0845 850 0255 www.carvetian.com	Pricing Available at www.electricandgeneral.com and www.yealand.com
Launch Date 12 August 2011		

Important Information

Fund performance data provided is calculated net of fees unless stated otherwise. Past performance is not a guide to future performance. All references to benchmarks are for comparative purposes only. Overseas investments may be affected by movements in currency exchange rates. The value of an investment and any income from it may fall as well as rise and investors may get back less than they invested. Neither the views nor the information contained within this document constitute investment advice or an offer to invest or to provide discretionary investment management services and should not be used as the basis of any investment decision. Any decision to invest should be based on information contained in the prospectus, the relevant key investor information document and the latest report and accounts. The investment policy and process of the fund(s) may not be suitable for all investors. If you are in any doubt about whether the fund(s) is/are suitable for you, please contact a professional adviser. References to specific securities are included for the purposes of illustration only and should not be construed as a recommendation to buy or sell these securities. Although Troy Asset Management Limited considers the information included in this document to be reliable, no warranty is given as to its accuracy or completeness. The opinions expressed are expressed at the date of this document and, whilst the opinions stated are honestly held, they are not guarantees and should not be relied upon and may be subject to change without notice. Third party data is provided without warranty or liability and may belong to a third party. Issued by Troy Asset Management Limited, 33 Davies Street, London W1K 4BP (registered in England & Wales No. 3930846). Registered office: Hill House, 1 Little New Street, London EC4A 3TR. Authorised and regulated by the Financial Conduct Authority (FRN: 195764). The fund is not registered for distribution to the public in any country other than the UK.

Copyright Troy Asset Management Ltd 2018